









	
NOVUS HP240	F4AE0681B	01.06 - 12.10	5883	D	176 kW	3	1
NOVUS HP240	F4AE0681B	01.05 - 12.11	5883	D	176 kW	3	1
NOVUS HP240	F4AE0681B	01.05 - 12.10	5883	D	176 kW	3	1
NOVUS HP240	F4AE0681B	01.06 - 12.10	5883	D	176 kW	3	1
NOVUS HP240	F4AE0681B	01.06 - 12.10	5883	D	176 kW	3	1
NOVUS HP240	F4AE0681B	01.06 - 12.10	5883	D	176 kW	3	1
NOVUS HP251	F4AE3681D	01.11 - 12.16	5883	D	185 kW	3	1
NOVUS HP251	F4AE3681D	01.11 - 12.16	5883	D	185 kW	3	1
NOVUS HP251	F4AE3681D	01.10 - 12.16	5883	D	185 kW	3	1
NOVUS HP251	F4AE3681D	01.11 - 12.16	5883	D	185 kW	3	1
NOVUS HP280	F4AFE611C	01.16	6728	D	206 kW	3	2
NOVUS HP280	F4AFE611C	01.16	6728	D	206 kW	3	2
NOVUS HP280	F4AFE611C	01.16	6728	D	206 kW	3	2
NOVUS HP280	F4AFE611C	01.16	6728	D	206 kW	3	2
NOVUS HP280	F4AFE611C	01.16	6728	D	206 kW	3	2
NOVUS HP320	F4AFE611D	01.21	6728	D	235 kW	3	2
NOVUS HP320	F4AFE611D	01.21	6728	D	235 kW	3	2
NOVUS HP320	F4AFE611D	01.21	6728	D	235 kW	3	2
PRIMA 240	F4AE0681B	01.10 - 12.11	5883	D	176 kW	3	1
PRIMA 251	F4AE3681D	01.11 - 12.16	5883	D	185 kW	3	1
PRIMA 251	F4AE3681D	01.11 - 12.16	5883	D	185 kW	3	1
PRIMA 251	F4AE3681D	01.11 - 12.16	5883	D	185 kW	3	1
PRIMA 251	F4AE3681D	01.10 - 12.16	5883	D	185 kW	3	1
PRIMA 251	F4AE3681D	01.10 - 12.16	5883	D	185 kW	3	1
PRIMA 251	F4AE3681D	01.10 - 12.16	5883	D	185 kW	3	1
PRIMA 280	F4AFE611C	01.16	6728	D	206 kW	3	2
PRIMA 280	F4AFE611C	01.16	6728	D	206 kW	3	2
PRIMA 280	F4AFE611C	01.16	6728	D	206 kW	3	2
PRIMA 280	F4AFE611C	01.16	6728	D	206 kW	3	2
PRIMA 280	F4AFE611C	01.15	6728	D	206 kW	3	2
PRIMA 280	F4AFE611C	01.15	6728	D	206 kW	3	2
PRIMA 280	F4AFE611C	01.15	6728	D	206 kW	3	2
PRIMA 280	F4AFE611C	01.15	6728	D	206 kW	3	2
PRIMA 280	F4AFE611C	01.15	6728	D	206 kW	3	2
PRIMA 280	F4AFE611C	01.15	6728	D	206 kW	3	2
PRIMA 320	F4AFE611D	01.15	6728	D	235 kW	3	2
PRIMA 320	F4AFE611D	01.15	6728	D	235 kW	3	2
PRIMA 320	F4AFE611D	01.15	6728	D	235 kW	3	2
PRIMA 320	F4AFE611D	01.15	6728	D	235 kW	3	2
PRIMA 320	F4AFE611D	01.15	6728	D	235 kW	3	2
PRIMA 320	F4AFE611D	01.15	6728	D	235 kW	3	2
PRIMA 320	F4AFE611D	01.15	6728	D	235 kW	3	2
PRIMA 320	F4AFE611D	01.15	6728	D	235 kW	3	2
PRIMA 320	F4AFE611D	01.15	6728	D	235 kW	3	2
PRIMA HP320	F4AFE611D	01.15	6728	D	235 kW	3	2



			<b>ccm</b>	<b>kW</b>			<b>1</b> POS				<b>ccm</b>	<b>kW</b>			<b>1</b> POS
F4AE0681B	102,000	6	5883	176 kW	D	3	1	F4AFE611C	104,000	6	6728	206 kW	D	3	2
F4AE3681D	102,000	6	5883	185 kW	D	3	1	F4AFE611D	104,000	6	6728	235 kW	D	3	2



**102,000 mm**

**1**

F4AE0681B , F4AE3681D ,

**852031-4**

**R-7**

33,00 x 7,00 x 125,00 x 30°

**862032-4**

33,00 x 7,00 x 124,30 x 45°

**104,000 mm**

**2**

F4AFE611C , F4AFE611D ,

**852031-4**

**R-7**

33,00 x 7,00 x 125,00 x 30°

**862032-4**

33,00 x 7,00 x 124,30 x 45°