











MITSUBISHI

							
OUTLANDER II (CW_W) 2.2 DI-D 4WD	4HK	08.07 - 11.12	2179	D	115 kW	3	1
OUTLANDER II (CW_W) 2.2 DI-D 4WD	4HN	08.07 - 11.12	2179	D	115 kW	3	1



ENGINE	\varnothing	ccm	kW		D	3	1	ENGINE	\varnothing	ccm	kW		D	3	1
							POS								POS
4HK	85,000	4	2179	115 kW	D	3	1	4HN	85,000	4	2179	115 kW	D	3	1



85,000 mm

1

4HK, 4HN,

851141-4

27,30 x 6,00 x 96,00 x 45°

M-6

861140-4

25,00 x 6,00 x 95,00 x 45°