
















LAND ROVER

							
FREELANDER 2 (L359) 2.2 TD4 4x4	DW12BTED4	10.06 - 10.14	2179	D	110 kW	3	1
FREELANDER 2 (L359) 2.2 TD4 4x4	DW12BTED4	10.06 - 10.14	2179	D	118 kW	3	1
FREELANDER 2 (L359) 2.2 eD4	DW12BTED4	08.10 - 10.14	2179	D	110 kW	3	1

LAND ROVER



 ENGINE	 Ø	 ccm	kW			 1 POS	
DW12BTED4	85,000	4	2179	110 - 118 kW	D	3	1



LAND ROVER



85,000 mm

1

DW12BTED4 ,

851141-4

27,30 x 6,00 x 96,00 x 45°

M-6

861140-4

25,00 x 6,00 x 95,00 x 45°