







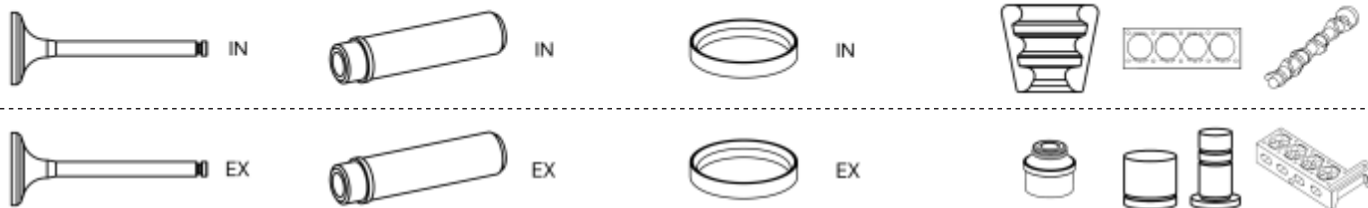


C-CROSSER (VU_, VV_) 2.2 HDi	4HK (DW12ME5)	02.07 - 12.12	2179	D	115 kW	4	4
C-CROSSER (VU_, VV_) 2.2 HDi	4HN (DW12MTED4)	02.07 - 12.12	2179	D	115 kW	4	4
C-CROSSER ENTERPRISE (VU_, VV_) 2.2 HDi	4HN (DW12MTED4)	01.09	2179	D	115 kW	4	4
C-CROSSER Van (VU_) 2.2 HDi (VU4HNNH)	4HN (DW12MTED4)	06.07 - 12.12	2179	D	115 kW	4	4
C4 GRAND PICASSO II (DA_, DE_) 2.0 BlueHDi 150	AHR (DW10FD)	06.13	1997	D	110 kW	4	4
C4 GRAND PICASSO II (DA_, DE_) 2.0 BlueHDi 150	AHX (DW10FD)	06.13	1997	D	110 kW	4	4
C4 II (NC_) 2.0 HDi / BlueHDi 150	AHR (DW10FD)	11.09	1997	D	110 kW	4	4
C4 PICASSO II Van (DD_) BlueHDi 150 (DDAHT)	AHX (DW10FD)	09.13	1997	D	110 kW	4	4
C4 PICASSO II 2.0 BlueHDi 150	AHR (DW10FD)	09.13	1997	D	110 kW	4	4
C4 PICASSO II 2.0 BlueHDi 150	AHX (DW10FD)	09.13	1997	D	110 kW	4	4
C4 SPACETOURER (3D_) 2.0 BlueHDi 150	AHX (DW10FD)	04.18	1997	D	110 kW	4	4
C5 I (DC_) 2.2 HDi (DC4HXB, DC4HXE)	4HX (DW12TED4)	03.01 - 08.04	2179	D	98 kW	4	2
C5 I Break (DE_) 2.2 HDi (DE4HXB, DE4HXE)	4HX (DW12TED4)	06.01 - 08.04	2179	D	98 kW	4	2
C5 II (RC_) 2.2 HDi (RC4HXE)	4HX (DW12TED4)	09.04 - 08.08	2179	D	98 kW	4	2
C5 II (RC_) 2.2 HDi	4HP (DW12BTED4)	05.06 - 01.08	2179	D	120 kW	4	4
C5 II (RC_) 2.2 HDi	4HR (DW12BTED4)	05.06 - 01.08	2179	D	120 kW	4	4
C5 II (RC_) 2.2 HDi	4HT (DW12BTED4)	04.06 - 08.08	2179	D	125 kW	4	1
C5 II Break (RE_) 2.2 HDi (RE4HPE, RE4HP2, RE4HRE, RE4HR2)	4HP (DW12BTED4)	05.06 - 01.08	2179	D	120 kW	4	4
C5 II Break (RE_) 2.2 HDi (RE4HPE, RE4HP2, RE4HRE, RE4HR2)	4HR (DW12BTED4)	05.06 - 01.08	2179	D	120 kW	4	4
C5 II Break (RE_) 2.2 HDi (RE4HTE, RE4HT2)	4HT (DW12BTED4)	04.06 - 08.08	2179	D	125 kW	4	1
C5 II Break (RE_) 2.2 HDi (RE4HXE)	4HX (DW12TED4)	09.04	2179	D	98 kW	4	2
C5 III (RD_) 2.0 HDi 150 / BlueHDi 150 (RDRHEA, RDRHE8)	AHR (DW10FD)	04.09 - 02.15	1997	D	110 kW	4	4
C5 III (RD_) 2.0 HDi 180	AHW (DW10FC)	03.15	1997	D	133 kW	4	4
C5 III (RD_) 2.2 HDi (RD4HTH)	4HS (DW12BTED4)	02.08 - 12.11	2179	D	125 kW	4	4
C5 III (RD_) 2.2 HDi (RD4HTH, RD4HPH, RD4HRH, RD4HSH)	4HP (DW12BTED4)	04.09 - 12.11	2179	D	120 kW	4	4
C5 III (RD_) 2.2 HDi (RD4HTH, RD4HPH, RD4HRH, RD4HSH)	4HR (DW12BTED4)	04.09 - 12.11	2179	D	120 kW	4	4
C5 III (RD_) 2.2 HDi 200	4HL (DW12C)	07.10	2179	D	150 kW	4	4
C5 III Break (RW_) 2.0 HDi 150 / BlueHDi 150 (RWRHEJ, RWRHE8)	AHR (DW10FD)	04.09 - 02.15	1997	D	110 kW	4	4
C5 III Break (RW_) 2.0 HDi 180	AHW (DW10FC)	03.15	1997	D	133 kW	4	4
C5 III Break (RW_) 2.2 HDi (RW4HTH)	4HT (DW12BTED4)	02.08 - 12.11	2179	D	125 kW	4	1
C5 III Break (RW_) 2.2 HDi 165	4HP (DW12BTED4)	02.08	2179	D	120 kW	4	4
C5 III Break (RW_) 2.2 HDi 200	4HL (DW12C)	07.10	2179	D	150 kW	4	4
C6 (TD_) 2.2 HDi	4HP (DW12BTED4)	06.06 - 12.10	2179	D	120 kW	4	4
C6 (TD_) 2.2 HDi	4HS (DW12BTED4)	06.06 - 12.12	2179	D	125 kW	4	4
C6 (TD_) 2.2 HDi	4HT (DW12BTED4)	06.06 - 12.12	2179	D	125 kW	4	1
C8 (EA_, EB_) 2.2 HDi	4HP (DW12BTED4)	06.07	2179	D	120 kW	4	4
C8 (EA_, EB_) 2.2 HDi	4HR (DW12BTED4)	06.07	2179	D	120 kW	4	4
C8 (EA_, EB_) 2.2 HDi	4HS (DW12BTED4)	06.06 - 12.12	2179	D	125 kW	4	4
C8 (EA_, EB_) 2.2 HDi	4HT (DW12BTED4)	06.06 - 12.12	2179	D	125 kW	4	1
C8 (EA_, EB_) 2.2 HDi	4HW (DW12TED4)	07.02	2179	D	94 kW	4	2
C8 Van (EA_, EB_) HDi (EB4HWB)	4HW (DW12TED4)	11.03 - 07.06	2179	D	94 kW	4	2
DS4 (NX_) 2.0 BlueHDi 150	AHX (DW10FD)	07.14 - 07.15	1997	D	110 kW	4	4
DS4 (NX_) 2.0 BlueHDi 180	AHW (DW10FC)	07.14 - 07.15	1997	D	133 kW	4	4
DS5 2.0 BlueHDi 150	AHX (DW10FD)	07.14 - 07.15	1997	D	110 kW	4	4
DS5 2.0 BlueHDi 180	AHW (DW10FC)	08.13 - 07.15	1997	D	133 kW	4	4
GRAND C4 SPACETOURER (3A_, 3E_) 2.0 BlueHDi 150	AHR (DW10FD)	04.18	1997	D	110 kW	4	4
GRAND C4 SPACETOURER (3A_, 3E_) 2.0 BlueHDi 150	AHX (DW10FD)	04.18	1997	D	110 kW	4	4
JUMPER Bus (244, Z_) 2.2 HDi	4HY (DW12UTED)	04.02 - 06.06	2179	D	74 kW	4	3
JUMPER Bus 2.2 BlueHDi 140	4HB (DW12RUD)	08.19	2179	D	103 kW	4	4
JUMPER Bus 2.2 BlueHDi 165	4HH (DW12RUC)	08.19	2179	D	121 kW	4	4
JUMPER Kasten (244) 2.2 HDi	4HY (DW12UTED)	04.02 - 06.06	2179	D	74 kW	4	3
JUMPER Kasten 2.2 BlueHDi 140	4HB (DW12RUD)	08.19	2179	D	103 kW	4	4
JUMPER Kasten 2.2 BlueHDi 165	4HH (DW12RUC)	08.19	2179	D	121 kW	4	4
JUMPER Pritsche/Fahrgestell (244) 2.2 HDi	4HY (DW12UTED)	04.02 - 06.06	2179	D	74 kW	4	3
JUMPER Pritsche/Fahrgestell 2.2 BlueHDi 140	4HB (DW12RUD)	08.19	2179	D	103 kW	4	4
JUMPER Pritsche/Fahrgestell 2.2 BlueHDi 165	4HH (DW12RUC)	08.19	2179	D	121 kW	4	4
JUMPY Bus (V_) 2.0 BlueHDi 150	AHR (DW10FD)	04.16	1997	D	110 kW	4	4
JUMPY Bus (V_) 2.0 BlueHDi 150	AHX (DW10FD)	04.16	1997	D	110 kW	4	4
JUMPY Bus (V_) 2.0 BlueHDi 180	AHH (DW10FC)	04.16	1997	D	130 kW	4	4
JUMPY Kasten (V_) 2.0 BlueHDi 150 4x4	AHX (DW10FD)	04.16	1997	D	110 kW	4	4
JUMPY Kasten (V_) 2.0 BlueHDi 150	AHR (DW10FD)	04.16	1997	D	110 kW	4	4
JUMPY Kasten (V_) 2.0 BlueHDi 150	AHX (DW10FD)	04.16	1997	D	110 kW	4	4

	 ENGINE	 00000	ccm		kW		 1 POS
JUMPY Kasten (V_) 2.0 BlueHDi 180	AHH (DW10FC)	04.16	1997	D	130 kW	4	4
JUMPY Pritsche/Fahrgestell (V_) 2.0 BlueHDi 150	AHX (DW10FD)	09.16	1997	D	110 kW	4	4
SPACETOURER Bus (V_) 2.0 BlueHDi 150 4x4	AHX (DW10FD)	04.16	1997	D	110 kW	4	4
SPACETOURER Bus (V_) 2.0 BlueHDi 150	AHR (DW10FD)	04.16	1997	D	110 kW	4	4
SPACETOURER Bus (V_) 2.0 BlueHDi 150	AHX (DW10FD)	04.16	1997	D	110 kW	4	4
SPACETOURER Bus (V_) 2.0 BlueHDi 180	AHH (DW10FC)	04.16	1997	D	130 kW	4	4



ENGINE			ccm	kW			1 POS	ENGINE			ccm	kW			1 POS
4HB (DW12RUD)	85,000	4	2179	103 kW	D	4	4	4HT (DW12BTED4)	85,000	4	2179	120 - 125 kW	D	4	1
4HH (DW12RUC)	85,000	4	2179	121 kW	D	4	4	4HW (DW12TED4)	85,000	4	2179	94 kW	D	4	2
4HK (DW12ME5)	85,000	4	2179	115 kW	D	4	4	4HX (DW12TED4)	85,000	4	2179	98 kW	D	4	2
4HL (DW12C)	85,000	4	2179	150 kW	D	4	4	4HY (DW12UTED)	85,000	4	2179	74 kW	D	4	3
4HN (DW12MTED4)	85,000	4	2179	115 kW	D	4	4	AHH (DW10FC)	85,000	4	1997	130 kW	D	4	4
4HP (DW12BTED4)	85,000	4	2179	120 kW	D	4	4	AHR (DW10FD)	85,000	4	1997	110 kW	D	4	4
4HR (DW12BTED4)	85,000	4	2179	120 kW	D	4	4	AHW (DW10FC)	85,000	4	1997	133 kW	D	4	4
4HS (DW12BTED4)	85,000	4	2179	120 - 125 kW	D	4	4	AHX (DW10FD)	85,000	4	1997	110 kW	D	4	4



<b>85,000 mm</b>		<b>1</b>
------------------	--	----------

4HT (DW12BTED4) ,			
851141-4	883704-4	M-6	513702-1
27,30 x 6,00 x 96,00 x 45°	10,52 x 6,00 x 41,50   IN   EX		513703-1

861140-4
25,00 x 6,00 x 95,00 x 45°

<b>85,000 mm</b>		<b>2</b>
------------------	--	----------

4HW (DW12TED4) , 4HX (DW12TED4) ,			
851141-4	883704-4	M-6	513702-1
27,30 x 6,00 x 96,00 x 45°	10,52 x 6,00 x 41,50   IN   EX		513703-1
853772-4			513703-1
30,00 x 6,00 x 105,00 x 45°			

861140-4
25,00 x 6,00 x 95,00 x 45°

863773-4
25,10 x 6,00 x 105,10 x 45°

<b>85,000 mm</b>		<b>3</b>
------------------	--	----------

4HY (DW12UTED) ,			
851141-4	883704-4	M-6	511105-1
27,30 x 6,00 x 96,00 x 45°	10,52 x 6,00 x 41,50   IN   EX		513702-1
853768-4			513702-1
35,60 x 6,00 x 107,10 x 45°			513703-1
853772-4			513703-1
30,00 x 6,00 x 105,00 x 45°			

861140-4
25,00 x 6,00 x 95,00 x 45°

863773-4
25,10 x 6,00 x 105,10 x 45°

973506-8	483713-1
----------	----------

Hydro

973801-8
----------

Hydro

<b>85,000 mm</b>		<b>4</b>
------------------	--	----------

4HB (DW12RUD) , 4HH (DW12RUC) , 4HK (DW12ME5) , 4HL (DW12C) , 4HN (DW12MTED4) , 4HP (DW12BTED4) , 4HR (DW12BTED4) , 4HS (DW12BTED4) ,  
 AHH (DW10FC) , AHR (DW10FD) , AHW (DW10FC) , AHX (DW10FD) ,

851141-4	M-6
27,30 x 6,00 x 96,00 x 45°	

861140-4
25,00 x 6,00 x 95,00 x 45°