




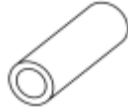
	
			ccm			
ACCENT IV (RB) 1.6 GDI	G4FD	09.11	1591	B	103 kW	3
ACCENT IV Stufenheck (RB) 1.6 GDI	G4FD	11.10	1591	B	103 kW	3
ELANTRA V Stufenheck (MD, UD) 1.6	G4FD	06.11 - 08.15	1591	B	103 kW	3
ELANTRA VI Stufenheck (AD, ADA) 1.6	G4FD	09.15	1591	B	97 kW	3
TUCSON (TL, TLE) 1.6 GDi Allrad	G4FD	11.17 - 09.20	1591	B	97 kW	3
TUCSON (TL, TLE) 1.6 GDi	G4FD	06.15 - 09.20	1591	B	97 kW	3
TUCSON (TL, TLE) 1.6 GDi	G4FD	06.15 - 09.20	1591	B	96 kW	3
VELOSTER (FS) 1.6 GDI	G4FD	03.11 - 12.17	1591	B	103 kW	3
VELOSTER (FS) 1.6 GDI	G4FD	01.17 - 12.17	1591	B	98 kW	3
VELOSTER (FS) 1.6 GDi	G4FD	10.11 - 12.17	1591	B	95 kW	3
i30 (GD) 1.6 GDI	G4FD	12.11 - 12.16	1591	B	99 kW	3
i30 (GD) 1.6 GDI	G4FD	06.11	1591	B	103 kW	3
i30 Coupe 1.6 GDI	G4FD	05.13	1591	B	99 kW	3
i30 Hatchback Van (GDE) 1.6 GDI	G4FD	05.15	1591	B	99 kW	3
i30 Kombi (GD) 1.6 GDI	G4FD	06.12	1591	B	99 kW	3
i30 Kombi (GD) 1.6	G4FD	06.12 - 12.15	1591	B	95 kW	3
i30 Kombi Van (GDE, GD) 1.6 GDI	G4FD	05.15	1591	B	99 kW	3
i40 I (VF) 1.6 GDI	G4FD	03.12 - 05.19	1591	B	99 kW	3
i40 I CW (VF) 1.6 GDI	G4FD	07.11 - 05.19	1591	B	99 kW	3
ix35 (LM, EL, ELH) 1.6	G4FD	11.10	1591	B	99 kW	3
ix35 Van GDi	G4FD	05.15 - 12.15	1591	B	99 kW	3

# HYUNDAI



 ENGINE			<b>ccm</b>	<b>kW</b>			<b>1</b> <b>POS</b>
G4FD	77,000	4	1591	95 - 103 kW	B	3	1



**77,000 mm**

**1**

G4FD

<b>805317-00-1</b>		<b>STD</b>	<b>795377-00-4</b>	<b>STD</b>
<b>805317-50-1</b>		<b>+0,50 mm</b>	<b>795377-50-4</b>	<b>+0,50 mm</b>
KH = 26,90	GL = 48,00	18,00	1,20 910 IF	PVD Fe S
MT = -2,97		x	1,20 931	P
		52,50	2,00 947 EX	Cr *