










C5 III (RD_) 3.0 HDi 240 (RDX8CA)	DT20C	04.09 - 10.14	2993	D	177 kW	3	1
C5 III Break (RW_) 3.0 HDi 240 (RWX8CA)	DT20C	04.09 - 10.14	2993	D	177 kW	3	1
C6 (TD_) 3.0 HDi	DT20C	04.09 - 12.12	2993	D	177 kW	3	1
C6 (TD_) 3.0 HDi	DT20C	06.09 - 12.10	2993	D	155 kW	3	1



 ENGINE	 Ø		ccm	kW			1 POS	 ENGINE	 Ø		ccm	kW			1 POS
DT20C	84,000	6	2993	155 - 177 kW	D	3	1	X8C (DT20C)	84,000	6	2993	177 kW	D	3	1



**84,000 mm**

**1**

DT20C , X8C (DT20C) ,

<b>800603-00-1</b>	<b>STD</b>	<b>793772-00-1</b>	<b>STD</b>			
<b>800603-50-1</b>	<b>+0,50 mm</b>	<b>793772-50-1</b>	<b>+0,50 mm</b>			
KH = 46,00	GL = 70,00	RT	T	2,00	910 IF	CCL P *
MT = -15,35	MD = 47,62	KK		2,00	911 IF U	P
				2,00	947 EX	Cr *