



MODEL / ENGINE

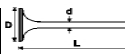
YEAR

Dia.  
CYL

IN  
EX

  
SM-REF

Original Ref.:









  
Dimension

  
REF.

  
SM-REF

  
Original Ref.:

**MERCEDES - BENZ  
DIESEL**

Eng. OM 501 LA	130,00	IN	6	851069-6	541 050 0226	45.5x9x145		881069-6	541 053 1230*
Eng. OM 501 LA Euro 2					457 053 0001				
Eng. OM 521 LA Euro 2/3								871071-6	457 053 1631*
Eng. OM 541 LA		IN		851071-6	541 053 0101	45.5x9x145		871072-6	541 053 1731*
Eng. OM 541 LA Euro 2/3									
Eng. OM 941									
Eng. OM 941 Euro 2/3		EX		861072-6	541 050 0227	41x9x145		881069-6	541 053 1230*
.920-928 / 940-951 / 960 / 970 / 980	96-								
920-927 / 930 / 941 / 960 / 970	96-00							871069-6	541 053 0532*
910 / 920 / 923 / 924 / 940 / 960	97-00								
910 / 920-930 / 940-947 / 950-952	00-								
960 / 970 / 980 / 981 / 990	00-	EX		861200-6	457 050 03 27	42.2x9x144.8		881069-6	541 053 1230*
					457 050 05 27				
Actros									
11940 ccm		EX		861077-5	541 016 05 91	17x8x87		R-8	
230-335 kW (313-456 PS)					541 016 06 91	Exhaust brake valve			
					541 016 07 91			871070-6	541 053 2032
									457 053 0532
Eng. OM 522 LA Euro 2/3									
Eng. OM 522 LA Euro 3									
Eng. OM 542 LA									
Eng. OM 542 LA Euro 2/3				901007-1	541 016 0920	 1 Cyl.			
Eng. OM 942					541 016 1120			971069-6	541 050 0322
Eng. OM 942 Euro 2/3					only for eng. OM 522/541/542				
.900 / 910-912 / 925 / 930 / 960	96-				OM 941/942				
920-921 / 925-926 / 940-943	96-								
920-922 / 924 / 925 / 956 / 957	96-00			*NEW*					
920-926 / 940-945 / 947-948 / 956 / 957	00-			901009-1	541 016 1320	 1 Cyl.		911002-8	000 053 3558
967 / 970 / 980 / 990	00-				only for eng. OM 521/522/541/542				
950 / 960 / 958	04-				OM941/942				
.2551	05-								
Actros									
Travego O 580	01-								
15920-15928 ccm									
350-530 kW (476-721 PS)									