






MODEL / ENGINE	YEAR	Dia. CYL	IN EX	SM-REF	Original Ref.:	Dimension	REF.	SM-REF	Original Ref.:
AUDI DIESEL									
Eng. CAGA / CAGB / CAGC		81,00	IN	850205-4	03L 109 601	28.2x6x99.3	M-6	880230-4	10.06x6x42
Eng. CAHA / CAHB / CBAA		4			03L 109 611				
Eng. CBAB / CBBB / CFFA					030 106 611 S				
Eng. CFFB / CFGB / CFHB			EX	860206-4	030 109 611 S	26x6x99.1	M-6	880230-4	10.06x6x42
Eng. CFHD / CFGC									
Eng. CLJA / CMEA / CJCD									
Eng. CFGD / CGLC / CGLD									
Eng. CGLE / CJCA / CJCB				*NEW*	03L 109 021 E			970227-4	03L 109 521 03L 109 521 A
Eng. CJCC / CLLB / CMFA									
Eng. CMFB									
A1 2.0 TDI	11-								
A3 2.0 TDI 16V	08-12			*NEW*	03L 109 022 D				
A3 2.0 TDI 16V	12-								
A4 Allroad 2.0 TDI 16V	09-								
A4 2.0 TDI 16V	07-								
A5 2.0 TDI 16V	08-								
A6 2.0 TDI 16V	08-11								
TT 2.0 TDI 16V	08-								
Q3 2.0 TDI 16V	11-								
Q5 2.0 TDI 16V	08-12								
1968 ccm									
88-135 kW (120-184 PS)									