

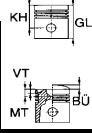


MODEL / ENGINE

YEAR



Dia.  
CYL



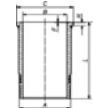
SM-REF



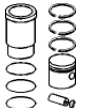
SM-REF.



Piston  
Dia.



SM-REF.



SM-REF.

**SEAT**

**Altea 2.0 FSI**

04-09

**82,50**

**Altea XL 2.0 FSI**

06-09

4

**Leon 2.0 FSI**

05-10

**Toledo III 2.0 FSI**

04-09

Eng. BLR / BLY / BVY / BVZ

1984 ccm

110 kW ( 150 PS)

1,20

1,50

2,00

**795057-00-2**

910 IF Nit S

911 IF P

947 EX Cr \*

-

82,50

-

-

\*NEW\*

**795057-25-2**

-

82,75

-

-

\*NEW\*

**795057-50-2**

-

83,00

-

-

**Altea 2.0 TFSI**

06-09

**Altea XL 2.0 TFSI 4x4**

07-09

**Leon 2.0 TFSI**

05-09

**Toledo III 2.0 TFSI**

05-09

Eng. BWA

1984 ccm

147 kW (200 PS)