

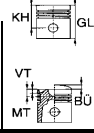


MODEL / ENGINE

YEAR



Dia.  
CYL



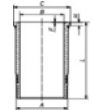
SM-REF



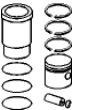
SM-REF.



Piston  
Dia.



SM-REF.



SM-REF.

**MITSUBISHI**

**Eclipse I 2.0i**  
**Eclipse II 2000 GS**  
**Galant IV 2.0**  
**Galavnt IV 2.0 GTI**  
Eng. 4G63  
1997 ccm  
78-110 kW (106-150 PS)

91-95  
95-99  
91-92  
87-92

**85,00**  
4

1,20  
1,50  
3,00

**\*NEW\***  
**798745-00-4**  
910 IF Nit S  
931 Cr  
3PC Nit

-

85,00

-

-