

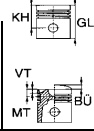


MODEL / ENGINE

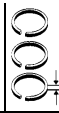
YEAR



Dia.
CYL



Ø x L



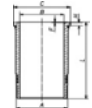
SM-REF



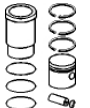
SM-REF.



Piston
Dia.



SM-REF.



SM-REF.

AIR COMPRESSOR

Mercedes-Benz
M.A.N.

Eng. D 2840 LF 20
Eng. OM 402
Eng. OM 501 / 02 / 541 / 542

100,00
1

30,4
-
-
52,2

50
x
20

2,50
2,50
3,00

795429-00-1
931 P
931 P
947 Ex Nit S

801043-00-4
^{*NEW*}

100,00

951090-1
^{*NEW*}
A=115
L=102
C=130

811090-1
^{*NEW*}

95-1091-1
^{*NEW*}
A=106
L=90,8
H=83,80
C=130

811091-1
^{*NEW*}