

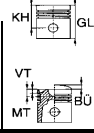


MODEL / ENGINE

YEAR



Dia.
CYL



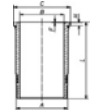
SM-REF



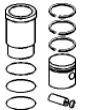
SM-REF.



Piston
Dia.



SM-REF.



SM-REF.

FORD

Contour

Eng. Duratec VE
Eng. Duratec 25SVT
2540 ccm
93-145 kW

82,50
6

1,20
1,50
3,00

NEW
792175-00-6
910 IF Nit S
911 IF P
3PC Cr P

-

82,50

-

-