



MODEL / ENGINE

YEAR



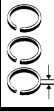
Dia.  
CYL



VT  
MT BU



Ø x L



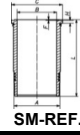
SM-REF



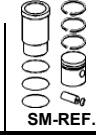
SM-REF.



Piston  
Dia.



SM-REF.



SM-REF.

**ISUZU DIESEL**

**Eng. 6BD1MT**  
for marine engine  
for chromard liner  
5393 ccm

102,00  
2

3,50  
2,50  
5,00

<sup>\*NEW\*</sup>  
**798111-00-2**  
914 P  
911  
947 EX P

-

102,00

-

-