

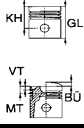


MODEL / ENGINE

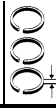
YEAR



Dia.
CYL



Ø x L



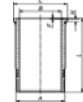
SM-REF



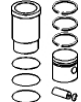
SM-REF.



Piston
Dia.



SM-REF.



SM-REF.

VOLVO DIESEL

Eng. D 16 A
Eng. D 16 A 470 / A 520
Eng. D 16 B 470 / B 520
16120-16123 ccm
346-382 kW (470-520 PS)

144,00
6

4,50
3,50
5,00

^{*NEW*}
795177-00-1
914 IW Mo *
911 IF U
947 EX Cr

-

144,00

-

-