













MODEL / ENGINE

YEAR	 Dia. CYL	 KH GL  VT MT	 Ø x L		 SM-REF	 SM-REF.	 Piston Dia.	 SM-REF.	 SM-REF.
VOLVO DIESEL									
Eng. D 4204 T									
S60 II 2.0	15-	82,00 4		2,00	^{*NEW*} 795134-00-4	-	81,00	-	-
S80 II 2.0	13-			1,75	910 IF PVD S				
S90 II 2.0	13-			2,00	911 IF U P				
S90 II 2.0 AWD	16-				947 EX Nit S				
S90 II Drive-E Polestar	16-								
V40 2.0	14-								
V60 2.0	15-								
V60 II / AWD	18-								
V60 II Polestar	18-								
V70 III	13-								
V90 II 2.0 / AWD	16-								
V90 II 2.0 Polestar	16-								
XC40 2.0	17-								
XC40 2.0 AWD	18-								
XC60 2.0	13-15								
XC60	15-17								
XC60 II 2.0 / AWD	17-								
XC70 II 2.0	13-								
XC90 II 2.0	15-18								
XC90 II AWD	16-19								
1969 ccm									
88-173 kW (120-235 PS)									