












MODEL / ENGINE

										
	YEAR	Dia. CYL	VT MT	Ø x L		SM-REF	SM-REF.	Piston Dia.	SM-REF.	SM-REF.
VOLVO										
S40i / V40i 1.8 Eng. B 4184 S 1783 ccm 85 kW (116 PS)	95-99	83,00 4			1,20 1,50 2,50	795152-00-1 910 IF Nit S 931 P 3PC Nit	-	83,00	-	-
S40i / S40i T 2.0 V40i / V40i T 2.0 Eng. B 4204 S T 1948 ccm 100-118 kW (136-160 PS)	95-03					795152-25-1 *NEW*	-	83,25	-	-
850 2.4 GLE / Estate C70 i 2.5 T S70 T5 AWD / Turbo V70 2.4 Turbo V70 2.5 Turbo AWD Eng. B 5254 T 2435 ccm 142-154 kW (193-210 PS)	93-97 97-05 96-00 97-00 97-00	83,00 5								