












MODEL / ENGINE

	YEAR	 Dia. CYL	 KH GL VT MT BU	 Ø x L	 Ø x L	 SM-REF	 SM-REF.	 Piston Dia.	 SM-REF.	 SM-REF.
VOLKSWAGEN DIESEL										
Eng. AXD / AXE T5 2.5 TDI 2460 ccm 96-128 kW (131-174 PS)	03-09	81,01 5	45,75 - -1,5 -18,2 69,75	26 x 66 NB	2,50 2,00 3,00	795041-00-5 910 Cr * 911 P 947 EX Cr	805050-00-1 for Cyl. 1 & 2 RT	81,01	955012-4 *NEW* A=84 L=158 H=5 C=85	-
Eng. BAC / BLJ / BLK Touareg I 2.5 TDI T5 2.5 TDI 2498 ccm 120-128 kW (163-174 PS)	03-10 03-09	MØ=37,90 -	- -			795041-50-5	805050-50-1 for Cyl. 1 & 2	81,51	-	-
						795041-00-5	805051-00-1 for Cyl. 3 & 4 & 5	81,01	-	-
						795041-50-5	805051-50-1 for Cyl. 3 & 4 & 5 RT	81,51	-	-