












MODEL / ENGINE

										
YEAR	Dia. CYL	VT MT	GL	Ø x L		SM-REF	SM-REF.	Piston Dia.	SM-REF.	SM-REF.
VOLKSWAGEN										
181 1.5	69-70	83,00				^{*NEW*} 795008-00-4	-	83,00	-	-
Käfer 1500 1.5	66-73	4			2,00	910 P				
Karmann Ghia 1500	66-69				2,00	931 P				
1500 / 1600	61-73				4,00	3PC Cr P				
Eng. H / K						^{*NEW*} 795008-10-4	-	84,00	-	-
1493 ccm										
32-33 kW (44-45 PS)										