












MODEL / ENGINE

	YEAR	 Dia. CYL	 KH GL VT MT	 Ø x L		 SM-REF	 SM-REF.	 Piston Dia.	 SM-REF.	 SM-REF.
STEYR Eng. WD 615.47 Euro 2 9726 ccm 273 kW (371 PS)	78-	126,00 6	80	50		795503-00-1 914 IF Mo * P 931 P 947 EX Cr P	805503-00-1 RT / KK	126,00	955503-1 C=136,5	815503-1 ^{*NEW*}
			-	x	3,50					
			-	105	3,00					
			-20,4	T	4,00					
			123,2							
			-							
			MØ=74,7							
			-							
			80	50		795503-00-1 914 IF Mo * P 931 P 947 EX Cr P	805504-00-1 RT	126,00	-	-
			-	x	3,50					
			-0,6/-0,6	105	3,00					
			-19,6	T	4,00					
			123							
			-							
			MØ=75							
			-							