












MODEL / ENGINE

	YEAR	 Dia. CYL	 KH GL VT MT BU	 Ø x L		 SM-REF	 SM-REF.	 Piston Dia.	 SM-REF.	 SM-REF.
SEAT DIESEL										
Eng. 8144.61		93,00				792052-00-4	-	93,00	-	-
131 2.4		4			3,00	910 Cr P *				
2445 ccm					2,00	931 P				
53 kW (72 PS)					4,00	947 EX Cr				
						^{*NEW*} 792052-50-4	-	93,50	-	-