







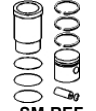




MODEL / ENGINE

	YEAR	 Dia. CYL	 KH GL VT BU MT	 Ø x L		 SM-REF	 SM-REF.	 Piston Dia.	 SM-REF.	 SM-REF.
SCANIA										
Eng. DC 9.11 / 18 Serie P310 / G310 / R310 8867 ccm 228 kW (310 PS)	04-	127,00 5			3,50 2,38 3,50	*NEW* 793910-00-1 914 IW CCL * 911 IW Cr 947 EX Cr P	-	127,00	-	-
Eng. DC 12.06/ 14 / 15 / 22 Eng. DT 12.03/ 6 / 11 / 12 /17 Serie G420 / 480 P420 / 470 / 480 R420 / 470 / 480 11716 ccm 309-353 kW (420-480 PS)		127,00 6								