












MODEL / ENGINE

	YEAR	 Dia. CYL	 KH GL VT BU MT	 Ø x L		 SM-REF	 SM-REF.	 Piston Dia.	 SM-REF.	 SM-REF.	
RENAULT DIESEL											
Eng. 8140.43.3700 2798 ccm 85 kW (116 PS)	98-01	94,40 4	58,75 - -19,4 96,65 - MØ=39,40	32 x 78	3,00 2,00 3,00	792090-00-4 914 Cr P * 911 IF 947 EX Nit	802024-00-1 *NEW* RT / KK	94,40	952006-4 *NEW* A=97,53 L=167 H=5 C=100,88	-	
Eng. S9W 702 Master II 2.8 DTI 2799 ccm 84 kW (114 PS)											
Eng. 8140.43.2585 Eng. 8140.23.2585 Euro 2 B 2.8 DTI Messenger B 110.45 Messenger B 120.35 / B 120.55 Messenger B 120.55T Messenger B 120.65 2800 ccm 78-90 kW (106-122 PS)		84-99 96-99 96-99 96-99 96-99		58,75 - -19,45 87,6 - MØ=39,30	32 x 72 T	2,50 2,00 2,50	792091-00-4 914 Cr * 911 IF 947 EX Nit S 792091-40-4 from Eng. No 2572280	802018-00-1 RT / KK / AK	94,40	-	-
								94,80	-	-	