
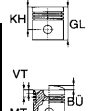











MODEL / ENGINE

YEAR	 Dia. CYL		 Ø x L		 SM-REF	 SM-REF.	 Piston Dia.	 SM-REF.	 SM-REF.
RENAULT DIESEL Eng. 8140.27.2700 B90 / Master 2499 ccm 68 kW (92 PS)	90-93	93,00	58,75	32	792001-00-4 914 Cr * 911 P 947 EX Cr	802012-00-1	93,00	-	-
		4	- - -18,05 96,75 MØ=38	x 78			3,00 2,00 3,00	-	93,40