






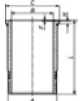





MODEL / ENGINE

										
	YEAR	Dia. CYL	VT MT	Ø x L		SM-REF	SM-REF.	Piston Dia.	SM-REF.	SM-REF.
PEUGEOT										
306 2.0	94-02	86,00	40	22		793731-00-4	803731-00-1	86,00	-	-
306 2.0 ST / XSi	93-01	4	-	x	1,50	910 IF Nit S				
405 II 2.0	92-95		-	62	1,75	931 P				
806 2.0	94-02		-5,02		3,00	3PC Cr P				
Boxer 2.0i	94-02		65							
Eng. RFU (XU10J2)			-			793731-25-4	803731-25-1	86,25	-	-
Eng. XU10 J2 K / XU10 J2 U			-							
Eng. RFW (XU10J2)			-			793731-50-4	803731-50-1	86,50	-	-
1998 ccm										
89-96 kW (121-131 PS)										