






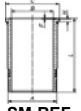





MODEL / ENGINE

	YEAR	 Dia. CYL	 KH GL VT MT BU	 Ø x L		 SM-REF	 SM-REF.	 Piston Dia.	 SM-REF.	 SM-REF.
PEGASO Eng. 9105 / 9107 1061-1064/1070/1074/2011/2080 10518 ccm 147 kW (200 PS)		120,00 1			3,00 3,00 3,00 6,00	^{*NEW*} 795252-00-1 913 Cr P * 911 931 947 EX Cr	-	120,00	-	-