












MODEL / ENGINE

	YEAR	 Dia. CYL	 KH GL VT BU MT	 Ø x L		 SM-REF	 SM-REF.	 Piston Dia.	 SM-REF.	 SM-REF.
OPEL										
Omega B 2.6	00-03	83,20				*NEW* 793561-00-6	-	83,20	-	-
Vectra B 2.6 i	00-02	6			1,20	910 IF Nit S				
Vectra B CC 2.6 i	00-03				1,50	931 P				
Eng. Y 26 SE					3,00	3PC Nit				
2597 ccm										
132 kW (180 PS)										