



MODEL / ENGINE

YEAR



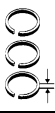
Dia.
CYL



KH GL
VT BU
MT



Ø x L



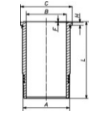
SM-REF



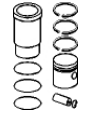
SM-REF.



Piston
Dia.



SM-REF.



SM-REF.

NISSAN DIESEL

Eng. RD8T
Bus / DA50 / RA50 / R51
14313 ccm

Eng. RD10T
Truck / Marine
17892 ccm

135,00
V8

4,00
3,00
5,00

NEW
799132-00-1
914 Cr *
911 IW Cr P
947 EX Cr

-

135,00

-

-