






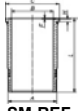





MODEL / ENGINE

										
YEAR	Dia. CYL	VT MT	GL	Ø x L	SM-REF	SM-REF.	Piston Dia.	SM-REF.	SM-REF.	
mitsubishi										
Lancer 2.4	06-	88,00				^{*NEW*} 798710-00-4	-	88,00	-	-
Delica D5 2.4	06-	4			1,20	910 Nit S				
Outlander 2.4	06-				1,20	931 P				
Eng. 4B12					2,00	3PC Nit				
2360 ccm										
125 kW (170 PS)										