












MODEL / ENGINE

		 Dia. CYL	 KH GL VT BU MT	 Ø x L		 SM-REF	 SM-REF.	 Piston Dia.	 SM-REF.	 SM-REF.
<b>MINI</b>  <b>Cooper</b> <b>Cabriolet Cooper</b> <b>One</b> <b>Cabriolet One</b> Eng. W 10 B16 A 1598 ccm 66-85 kW (90-116 PS)	01-06	<b>77,00</b>				<b>790726-00-4</b>	-	77,00	-	-
	04-07	4			1,20					
	01-06				1,20	931 P				
	04-07				2,50	3PC Cr P				
						<sup>*NEW*</sup> <b>790745-00-4</b>	-	77,00	-	-
				1,20	910 IF Nit S					
				1,20	931 P					
				2,50	3PC Cr P					