







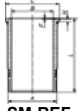





MODEL / ENGINE

	YEAR	 Dia. CYL	 KH GL  VT MT BU	 Ø x L		 SM-REF	 SM-REF.	 Piston Dia.	 SM-REF.	 SM-REF.
MAN										
Eng. E 2866 DF01 / DUH 01 DUH 03-04 Euro 3 11967 ccm 170-180 kW (231-245 PS)		128,00 6			3,50 3,00 4,00	^{*NEW*} 793134-00-1 910 CCL * 931 P 947 EX Cr	-	128,00	-	-
Eng. E 2876 LUH 01-04 12816 ccm 200-235 kW (272-320 PS)										