

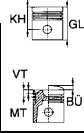


MODEL / ENGINE

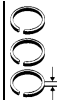
YEAR



Dia.
CYL



Ø x L



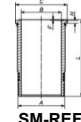
SM-REF



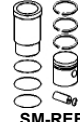
SM-REF.



Piston
Dia.



SM-REF.



SM-REF.

KIA DIESEL

Eng. D4HA

Sorento II 2.0 CRDI / 4WD
Sportage 2.0 CRDI / AWD
1995 ccm
100-135 kW (136-184 PS)

10-
10-

84,00
4

2,50
2,00
3,00

NEW
792463-00-4
916 Nit S
911 IF U P Cr
947 EX Nit S

-

84,00

-

-