



MODEL / ENGINE

YEAR



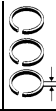
Dia.
CYL



VT
MT



Ø x L



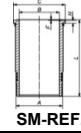
SM-REF



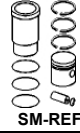
SM-REF.



Piston
Dia.



SM-REF.



SM-REF.

KHD

Eng. D 914 L3 Euro 3

engine
3200 ccm
43 kW (58 PS)

102,00
3

2,94
2,00
3,00

^{*NEW*}
791564-00-2
914 IF Cr *
911 IF U P
947 EX Cr

-

102,00

-

-

Eng. D 914 L4 Euro 3

engine
4300 ccm
58 kW (79 PS)

102,00
4

Eng. D 914 L6 Euro 3

engine
6500 ccm
87 kW (118 PS)

102,00
6