






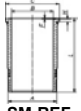





MODEL / ENGINE

	YEAR	 Dia. CYL	 KH GL VT MT	 Ø x L		 SM-REF	 SM-REF.	 Piston Dia.	 SM-REF.	 SM-REF.
<b>HYUNDAI DIESEL</b>										
<b>Eng. D4CB L / W</b>		<b>91,00</b>	54,2	33		<b>792481-00-4</b>	<b>805308-00-1</b>	91,00	-	-
Porter II / H1 / H100	02-	4	-	x	2,50	913 Nit S	<sup>*NEW*</sup> RT / KK			
2497 ccm			-3,7/3,7	74	2,00	911 IW U Cr				
81-125 kW (110-170 PS)			-15		3,00	947 EX Nit S				
			83,7			<b>792481-01-4</b>	-	91,10	-	-
			-							
			MØ=52							
			-							