












MODEL / ENGINE

										
YEAR	Dia. CYL	VT MT	GL	Ø x L		SM-REF	SM-REF.	Piston Dia.	SM-REF.	SM-REF.
GA3 - WOLGA DIESEL										
Eng. ISF 2.8-S3129T	94,00	48,6	34,5			790812-00-4	800801-00-1 ^{*NEW*}	94,00	-	-
Eng. ISF 2.8-S4129	4	-	x	2,50	914 Cr S		RT / KK			
Euro 3/4		-	73,3	2,00	911 IF U P					
Gazelle Next 2.8 TD	13-	-16,4	T	3,00	947 EX Cr					
Gazelle Next 2.8 TD 4x4	10-	76								
Sobol 2.8 TD	10-	-				790812-50-4	800801-50-1 ^{*NEW*}	94,50	-	-
Sobol 2.8 TD 4x4	11-	MØ=52,00								
2776 ccm		-								
88 kW (120 PS)										