












MODEL / ENGINE

	YEAR	 Dia. CYL	 KH GL VT BU MT	 Ø x L		 SM-REF	 SM-REF.	 Piston Dia.	 SM-REF.	 SM-REF.
<b>FIAT DIESEL</b>										
<b>Eng. 8060.45S Euro 1</b>										
.6000 / 10 / 20 / 30 / 40 / 45 / 52		<b>104,00</b>				<b>792075-00-2</b>	-	104,00	<b>952014-1</b>	-
.6110 / 20 / 30 / 40 / 50		6			3,50	914 Cr *			<sup>*NEW*</sup> A=106,94	
.6203					2,50	931 P			L=198	
.6700 / 05 / 06 / 07 / 10 / 11					4,00	947 EX Cr			H=5	
.6800 / 6912									C=109,83	
120 / 150 E 23 Euro Cargo	91-03									
130 E 23 Euro Cargo	91-00									
130 E 24 Euro Cargo	00-03									
135 E 23 Euro Cargo	92-01									
170 E 23 Euro Cargo	94-01									
260 / 280 E 23 Euro Cargo	91-01									
<b>Eng. 8060.45S Euro 2</b>										
.7200 / 01 / 03 / 05 / 10 / 11										
13 / 15 / 50 / 51 / 55										
120/135/150 E 23 Euro Cargo	91-03									
130 E 23 Euro Cargo	91-00									
170 E 23 Euro Cargo	96-03									
170 E 27 Euro Cargo	91-03									
180 E 23 Super Cargo	98-01									
260 / 280 E 23 Euro Cargo	91-03									
5861 ccm										
130-167 kW (177-227 PS)										
<b>8060.45S.6070 Euro 1</b>										
60 E 23 Euro Cargo	91-96									
5863 ccm										
167 kW (227 PS)										