












MODEL / ENGINE

	YEAR	 Dia. CYL	 KH GL VT BU MT	 Ø x L		 SM-REF	 SM-REF.	 Piston Dia.	 SM-REF.	 SM-REF.
FIAT DIESEL										
Eng. 8460.41.E		120,00	84,7	48		792028-00-2	802029-00-1	120,00	952013-1	-
Eng. 8460.41.SRI.20A 005		6	-	x	3,50	914 Cr *	RT / KK		A=134	
9498 ccm			-3,2	96	3,00	911 IF Cr			L=249,25	
184-276 kW (250-375 PS)			-27,4	T	5,00	947 EX Cr P			H=10	
			134,7	NB					C=144,8	
Eng. 8460.41K.406 Euro 1			-						F=1	
180 E 34	92-93		MØ=60							
190 E 34	93-		-							
400 E 34	92-									
400 E 34	92-98									
Eng. 8460.41L TCA										
190 E 38	93-									
240 E 30	97-									
LD 260 E 38	93-02									
MP 260 E 30	99-04									
Eng. 8460.41L.5020										
180 E 38	92-93									
240 / 400 E 38	92-									
LD 240 / 400 E 38	93-02									
Eng. 8460.41 T										
MP 180 E 25	99-04									
Eng. 8460.41K.										
MP 260 / 340 / 380 / 400 E 34	93-04									
Astra 44.34	96-									
Astra 64.34	96-									
Eng. 8460.41R										
Eng. 8460.41C. TCA										
LD 400 / 440 E 38	93-02									
Eng. 8460.41C.320										
180 E 30	92-96									
190 E 30	97-98									
400 E 30	92-98									
9500 ccm										
185-276 kW (251-375 PS)										