
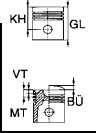











MODEL / ENGINE

										
	YEAR	Dia. CYL		Ø x L		SM-REF	SM-REF.	Piston Dia.	SM-REF.	SM-REF.
FIAT DIESEL										
Eng. 8140.27.2700		93,00	58,75	32		792001-00-4	802012-00-1	93,00	952002-4	-
Daily	89-94	4	-	x	3,00	914 Cr *	RT / AK		A=96	
2499 ccm			-	78	2,00	911 P			L=171	
76 kW (103 PS)			-17,9	NB	3,00	947 EX Cr			H=5	
			96,75						C=98,9	
						792001-40-4	-	93,40	semi	
									-	-