

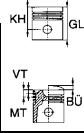


MODEL / ENGINE

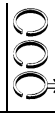
YEAR



Dia.
CYL



Ø x L



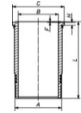
SM-REF



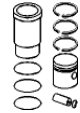
SM-REF.



Piston
Dia.



SM-REF.



SM-REF.

DETROIT DIESEL

Eng. 8.5L 519 SOHC TD L4
Series 50 16V

130,00
6

2,40
4,00
4,00

^{*NEW*}
790002-00-1
914 CCL P S
917 CR IW P *
947 EX Nit S

-

130,00

-

-