











MODEL / ENGINE

YEAR	 Dia. CYL	 KH GL VT MT	 Ø x L		 SM-REF	 SM-REF.	 Piston Dia.	 SM-REF.
CUMMINS Eng. ISF 2.8L Euro 3/4 2800 ccm 80-120 kW (109-163 PS)	94,00 4	48,6 - - -16,4 76 - MØ=52,00 -	34,5 x 73,3 T	2,50 2,00 3,00	790812-00-4	*NEW* 800801-00-1 RT / KK *NEW* 800801-50-1	94,00	-
					914 Cr S 911 IF U P 947 EX Cr			