












MODEL / ENGINE

	YEAR	 Dia. CYL	 KH GL VT BU MT	 Ø x L		 SM-REF	 SM-REF.	 Piston Dia.	 SM-REF.	 SM-REF.
<b>CITROËN DIESEL</b>										
<b>Eng. 4HU / 4HV (P22DTE Euro 4)</b>		<b>86,00</b>	43,42	30		<b>792068-00-4</b>	<b>802126-00-1</b>	86,00	-	-
Jumper Box 2.2 HDI 100 / 120	06-	4	-	x	2,00	910 IF CCL	<sup>*NEW*</sup> RT / KK			
Jumper Bus 2.2 HDI 100 / 120			-	67	2,00	931 P				
Jumper Platform			-15,85	T	2,00	947 EX Cr * P				
Chassis 2.2 HDI 100 / 120			69,82			<b>792068-20-4</b>	-	86,20	-	-
2198 ccm			MØ=46,9							
74-88 kW (101-120 PS)			-			<b>792068-50-4</b>	<sup>*NEW*</sup> <b>802126-50-1</b>	86,50	-	-