












MODEL / ENGINE

	YEAR	 Dia. CYL	 KH GL VT MT BU	 Ø x L		 SM-REF	 SM-REF.	 Piston Dia.	 SM-REF.	 SM-REF.
<b>CITROËN</b>										
<b>Evasion 2.0i</b>	94-02	<b>86,00</b>	40	22		<b>793731-00-4</b>	<b>803731-00-1</b>	86,00	-	-
<b>XM 2.0</b>	89-94	4	-	x	1,50	910 IF Nit S				
<b>XM 2.0i</b>	89-94		-	62	1,75	931 P				
<b>Xantia 2.0i</b>	93-03		-5,02		3,00	3PC Cr P				
<b>ZX 2.0i</b>	92-97		65							
<b>Jumper 2.0</b>	94-02		-			<b>793731-25-4</b>	<b>803731-25-1</b>	86,25	-	-
Eng. RFX (XU10 J2C)			-							
Eng. RFX (XU10 ZL3)			-							
Eng. RFU (XU10 J2 / C)			-							
Eng. R6A / RFZ RGU			-							
Eng. RFW (XU10 J2U)			-							
1998 ccm										
80-96 kW (109-131 PS)										