



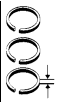



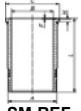





MODEL / ENGINE

| YEAR |  Dia. CYL |  KH GL  VT MT BU |  Ø x L |  |  SM-REF |  SM-REF. |  Piston Dia. |  SM-REF. |  SM-REF. |
|---|--|--|---|--|---|--|---|--|--|
| CITROËN | | | | | | | | | |
| | | | | | *NEW* 798710-00-4 | | | | |
| 09- | 88,00 | | | | 1,20 910 Nit S | - | 88,00 | - | - |
| 09- | 4 | | | 1,20 | 1,20 931 P | | | | |
| | | | | 2,00 | 3PC Nit | | | | |
| C-Crosser Enterprise 2.4 C-Crosser 2.4 Eng. 4B12 2360 ccm 125 kW (170 PS) | | | | | | | | | |