






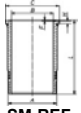
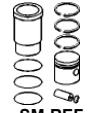




MODEL / ENGINE

	YEAR	 Dia. CYL	 KH GL VT MT	 Ø x L		 SM-REF	 SM-REF.	 Piston Dia.	 SM-REF.	 SM-REF.
<b>CITROËN</b>										
<b>AX 1.4 4x4</b>	92-94	<b>75,00</b>	40,5	19,5		<b>793738-00-4</b>	<b>803740-00-4</b>	75,00	-	-
<b>AX 1.4 Allure</b>	92-94	4	-	x	1,75	910 IF Cr S				
<b>AX 14 ZA</b>	86-96		-	62	2,00	931 P				
<b>AX 14</b>	87-97		-1,1		3,00	946 EX P				
<b>AX 14 GT</b>	89-91		64,5							
<b>AX 14 GTI</b>	91-96		-			<b>793738-25-4</b>	-	75,25	-	-
<b>AX GTI 1.4</b>	91-92		MØ=62			<b>793738-50-4</b>	-	75,50	-	-
<b>BX 14 XB</b>	87-93		-							
<b>BX 14 E XB</b>	83-89									
<b>C2 1.4i</b>	03-									
<b>C3 I 1.4</b>	02-10									
<b>C3 II 1.4</b>	09-16									
<b>C3 II 1.4 LPG</b>	10-									
<b>C3 Pluriel 1.4</b>	03-									
<b>ZX 1.4i</b>	91-97									
<b>Transporter C15 1.4 / E</b>	87-96									
<b>Transporter Nemo 1.4</b>	08-									
Eng. K1A / K1B / K1F / K1G / K1H										
Eng. K2A / K2B / K2D / K3A / K5A										
Eng. K6F (TU3A)										
Eng. K6D (TU3CP) / K6D (TU3A)										
Eng. K6E / DKY (TU3M) / KFT / KAY										
Eng. KAZ / KDX / KDY (TU3 FM)										
Eng. KDZ (TU3 MC/Z) / KFV / KFW										
Eng. KFX / KFY / KFZ (TU3 FJ2)										
1360 ccm										
44-69 kW (60-94 PS)										