












MODEL / ENGINE

										
	YEAR	Dia. CYL	VT MT	Ø x L		SM-REF	SM-REF.	Piston Dia.	SM-REF.	SM-REF.
CHEVROLET DIESEL										
Eng. Z 20 DMH		83,00				793580-00-4	-	83,00	-	-
Eng. Z 20 S		4			2,00	916 Nit S				
Eng. Z 20 DM					2,00	911 P				
Captiva 2.0 D	06-11				3,00	947 EX Cr P				
Cruze 2.0 CDI	09-10									
Epica 2.0 D	07-11									
Lacetti 2.0 D	07-10									
Nubira 2.0 D	05-10									
1991 ccm										
89-110 kW (121-150 PS)										
						NEW				
						793580-50-4	-	83,50	-	-