












MODEL / ENGINE

	YEAR	 Dia. CYL	 KH GL VT MT BU	 Ø x L		 SM-REF	 SM-REF.	 Piston Dia.	 SM-REF.	 SM-REF.
<b>BMW DIESEL</b>										
<b>Eng. N47 D20 A</b>										
118 D	07-	84,00 4	47 -	32 x	1,75	790756-00-4 910 CCL *	800701-00-1	84,00	-	-
116 D	09-		-	63	1,75	931 P	RT / KK			
120d	04-		-14,5		2,00	947 EX Cr *				
Convertible 118 D / 120 D	08-		73			<sup>*NEW*</sup>				
Coupe 120 D	07-		-			790756-50-4	-	84,50	-	-
318 D	05-		47,5							
320 D / Convertible 320 D	07-		-							
Coupe 320 XD / 320 D			MØ=47,50							
Touring 320 D / 318 D	05-									
Touring 320 XD										
520 D / Touring 520 D	05-									
X3 2.0 D										
1995 ccm										
85-120 kW (116-163 PS)										
<b>Eng. N47 D20 C</b>										
118 D / 116 D / 120 D	07-									
Convertible 118 D / 120 D	08-									
Coupe 118 D / 120 D	07-									
316 D / 318 D / 320 D / 320 / xDrive	05-									
320 XD / 316 D / 318 D / 320 D	11-									
Coupe 320 D xDrive	08-									
Touring 318 D / 320 D xDrive	07-									
Touring 316 D / 320 D	09-									
520 D / Touring 520 D	07-									
X1 sDrive18 D / 20 D	09-									
X3 xDrive18 D / X3 xDrive20 D	08-									
X3 xDrive 20 D	10-									
1995 ccm										
85-135 kW (116-184 PS)										
<b>Eng. N47 D20 B</b>										
<b>Eng. N47S D20 D</b>										
123 D / Coupe 123 D	07-									
Convertible 123 D	08-									
X1 xDrive23 D										
1995 ccm										
150 kW (204 PS)										