

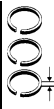
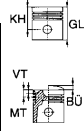


MODEL / ENGINE

YEAR



Dia.
CYL



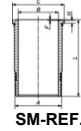
SM-REF



SM-REF.



Piston
Dia.



SM-REF.



SM-REF.

BMW DIESEL

Eng. N57 306 D2 / D3

Eng. N57 D30 / A

325 D / Touring / Coupe

330 D

330 D Coupe

330d Gran Turismo

330d Touring

330d Touring / Coupe

330d xDrive

330d xDrive Coupe

330d xDrive Gran Turismo

330d xDrive Touring

430d Cabriolet

430d Coupe

430d Gran Coupe

430d xDrive Coupe

525d / Touring

530d

530d Touring

530d Gran Turismo

530d xDrive

530d xDrive Touring

530d xDrive Gran Turismo

730d

730d xDrive

X3 xDrive 30d

X4 xDrive 30d

X5 3.0d

X5 xDrive 25d

X5 xDrive 30d

X6 xDrive 30d

Eng. N57 D30 B

335d xDrive

435d xDrive Cabriolet / Gran Coupe

435d xDrive Coupe

535d

535d Gran Turismo / Touring

535d xDrive

535d xDrive Gran Turismo

535d xDrive Touring

640d Cabriolet

640d Coupe

640d Gran Coupe

640d xDrive Cabriolet

640d xDrive Coupe

640d xDrive Gran Coupe

740d

740d xDrive

X3 xDrive 35d

X4 xDrive 40d

X5 xDrive 40d

X6 xDrive 40d

X6 40d 3.0 24V

Eng. N57 D30 C

550d 3.0 24V

750d xDrive

X5 M 50d

X6 M 50d

X6 xDrive 40d

Eng. N57 D30 D

550d 3.0 24V

Eng. N57 D30 OL / TOP

Eng. N57N 306 D2 / D3 / D5

2993 ccm

145-280 kW (197-299 PS)

84,00
6

1,75
1,75
2,00

^{*NEW*}
790759-00-2
910 IF PVD S
911 IF U
947 EX Cr *

84,00

-

-