





	Year		Type Position	Mat.					Qty.			
<b>VOLKSWAGEN</b>												
<b>Lupo 1.0</b> <b>Polo 1.0</b> <b>Polo 50 1.0</b> <b>Polo Classic 1.0</b> <b>Polo Saloon 1.0</b> <b>Voyage 1.0</b> Eng. AER / ALD / ALL / ANV / ATE Eng. AUC 999 ccm 37 kW (50 PS)	98-05	<b>67,10</b>	<b>PL</b>	AL	41,965	45,000	18,500	<b>435011-00-4</b>	4	1,505		
	99-01				4	41,980	45,012		01 / 01	-25-4	pairs	
	96-99				-50-4							
	96-01				<b>HL</b>	AL	53,963		59,000	18,500	<b>405014-00-4</b>	5
	96-01	53,978	59,019	LO2G / L			-25-4	pairs				
	96-01	-50-4										
	<b>AS</b>	AL	59,500	73,200		<b>415001-00-2</b>	2	1,975				
			pairs									