





	Year		Type Position	Mat.					Qty.	
<p align="center">SEAT</p> <p>Alhambra 2.0 TSI Leon 2.0 Cupra Leon SC 2.0 Cupra Leon ST 2.0 Cupra / 4Drive Eng. CJXA / CJXC / CJXE Eng. DEDA 1984 ccm 162-221 kW (220-300 PS)</p>		<p align="center">82,50</p> <p align="center">4</p>	<p align="center">HL</p> <p align="center">1-5</p>	<p align="center">AL</p>	<p align="center">51,958</p> <p align="center">51,978</p>	<p align="center">57,000</p> <p align="center">57,019</p>	<p align="center">15,500</p> <p align="center">LO2G / L</p>	<p align="center">*NEW*</p> <p align="center">405022-00-4</p>	<p align="center">5</p> <p align="center">pairs</p>	<p align="center">2,510</p>