





	Year		Type Position	Mat.					Qty.	
R.V.I. Eng. MIDR 0624.65.A42,AB Eng. MIDR 0624.65.A46 Euro 2 Eng. MIDR 0624.65.B42 Eng. MIDR 0624.65.B46 Euro 2 Eng. MIDR 0624.65.C42 Eng. MIDR 0624.65.C46 Euro 2 11956 ccm 287-347 kW (390-472 PS)		124,00 6	PL	CU3	87,097 87,147	82,474 82,499	40,500 LO1/L	*NEW* 433829-00-6 -25-6 -50-6	6 pairs	2,262
	HL 1-7		CU3	114,209 114,234 114,209 114,234	122,370 122,403 122,370 122,403	31,800 LO2G / L 47,700 Lo2G / L	*NEW* 403828-00-6 -25-6 -50-6	7 pairs	4,040 4,040	