





	Year		Type Position	Mat.					Qty.	
<p align="center"><b>KHD</b></p> <p><b>Eng. F2M 2011 F Euro 1</b> 1366 ccm 21-23 kW (29-31 PS)</p> <p><b>Eng. F2L 2011</b> <b>Eng. F2M 2011</b> 1550 ccm 23-26 kW (31-32 PS)</p>		<p align="center"><b>94,00</b> 2</p>	<p align="center"><b>PL</b></p>	<p align="center">AL</p>	<p align="center">54,970 54,990</p>	<p align="center">58,500 58,520</p>	<p align="center">25,600 L/L</p>	<p align="center"><b>431508-00-1</b> -25-1 -50-1</p>	<p align="center">1 pair</p>	<p align="center">1,748</p>
			<p align="center"><b>HL</b></p>	<p align="center">AL</p>	<p align="center">69,970 69,990</p>	<p align="center">75,000 75,019</p>	<p align="center">28,000 LO1G / LO1G</p>	<p align="center"><b>401508-00-1</b> -25-1 -50-1</p>	<p align="center">1 pair</p>	<p align="center">2,490</p>
			<p align="center"><b>AS</b></p>	<p align="center">AL</p>	<p align="center">75,500 75,750</p>	<p align="center">89,750 90,000</p>		<p align="center"><b>411507-00-1</b></p>	<p align="center">1 pair</p>	<p align="center">2,450</p>
			<p align="center"><b>PB</b></p>	<p align="center">CU2</p>	<p align="center">25,995 26,000</p>	<p align="center">29,000 29,021</p>	<p align="center">26,400</p>	<p align="center">*NEW* <b>441503-00-2</b></p>	<p align="center">2 pcs.</p>	